

SUNNY-XE



Sunny-XE

TATSUNO

In Innovation, In Reliable Services

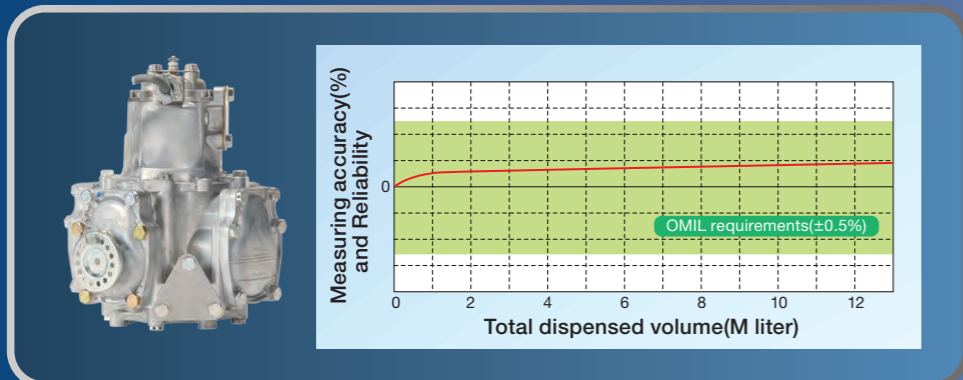
Tatsuno Dispensers always moving to the next step

Sunny-XE

We pride the versatility of our lineup, offering up to four type dispensers and their pumps with a variety of nozzle positions and housing widths while catering for the four major oil products.

Features of Sunny-XE without comparison

- Excellent measuring accuracy over a long time
- Even better quality, even more durable
- Lower Maintenance Costs
- Energy Saving
- Dedicated Tatsuno Hanging Parts Array
- Equipped with reliable high-precision Tatsuno meter



● 4-piston type



● Lobe type

You can surely find the most suitable pumps for your operation among Sunny-XE series models.



- Large Easy-to-see LCD Display with LED Backlight.
- New LCD Panel much enhanced in durability.
- Power saving feature turns off the backlight and becomes idle when not in use.
- The larger 40mm character text font has excellent visibility. Moreover, the 7-digit readout can cope with any currency.
- Because of the multi-display function, totalizer functionality and maintenance information can be displayed as well as counter functions.

- Counter area can be upgraded to expand functions.
- Outdoor Payment Terminal(OPT) and printer can be accommodated in this counter area.

- Preset function enables accurate measurement of fueling up to the amount and volume set in advance.
- 10 keys are available for preset operations. By setting these keys, fueling operation will be more effective.
- By using the keypad buttons, just-stop fueling becomes possible without the need for constant troublesome adjustments in operating the nozzle.

- Electromagnetic totalizer employs a fraud prevention system.

- Easy accessibility to the control board and internal electronic components has made daily inspection and maintenance simple.

Nozzle Hanger

- Ergonomically designed for safer operation, easier handling and longer life.

Tatsuno Nozzles

- Improved durability
- Increased delivery speed
- Easy handling

Single plane / Double-plane Swivel

- Easy hose handling
- Simple maintenance

Functions and Devices

Sunny-XE

Highly precise, Highly durable, Highly informative

The fuel retailing service stations are the most important communication sites where drivers and operators directly meet.

Tatsuno Sunny-XE Series provides accurate fuelling, long life, operational functions for easy handling and a variety of transaction information to catch and fascinate operators' and drivers' minds.



Sunny-XE can be adopted to the various sites through the application of multiple models, and laid out in compliance to your varying needs.

You can select and combine the most suitable models for your sites among our lineup of Sunny-XE series.



Nozzle developed for easy use

Outstanding features for easy handling and long life.



Enhanced counter

The 7-digit readout can cope with any currency in the world. Larger figures make visibility better than ever.



Eco-power feature

Power is turned off to save energy when not in use.



Large nozzle hanger reduces loads when handling the nozzle

Smooth handling of hose and nozzle with excellent design and longer durability



Improved security for fraud transaction – Optional

Always monitors all fuelling transactions. The counter displays the fraudulent contents when detected.

SOS



Enriched safety devices – Optional

Earthquake detection-and-stop function and emergency-stop button function are available for safe operation.



Accessories for nozzle and hose – Optional

Prepared for easy operation and product identification to avoid mis-fuelling.



Everyone in the world prefers Tatsuno

Tatsuno major components such as the pumping unit and meter employed in dispensers have enjoyed high reputation for its technology and performance record worldwide. You can use our reliable pumps and dispensers at ease.

List of Functions/Models

Main feature
 Optional feature
 Unavailable

Function		Wide Body, Front Nozzle Model						
		4882	3662	3664	2442	2444	3331	3332
Appearance								
Model	Suction	SDB 4882	SDB 3662	SDB 3664	SDB 2442	SDB 2444	SDB 3331	SDB 3332
	Remote	SSB 4882	SSB 3662	SSB 3664	SSB 2442	SSB 2444	SSB 3331	SSB 3332
Preset	A	●	●	●	●	●	●	●
Just-stop (amount only)	B	▲	▲	▲	▲	▲	▲	▲
Interface (RS-485)	C	▲	▲	▲	▲	▲	▲	▲
Hose & Hanger	12ft (Hard core)	D	●	●	●	●	●	●
	4m (Soft)	E						
	Anti kinking sleeve	F	▲	▲	▲	▲	▲	▲
Nozzle	Tatsuno standard	G	●	●	●	●	●	●
	Tatsuno prepay	H	▲	▲	▲	▲	▲	▲
	Trigger	I	▲	▲	▲	▲	▲	▲
	Ultra-high speed	J						
	Splash guard	K	▲	▲	▲	▲	▲	▲
Swivel	Diesel drip guard	L	▲	▲	▲	▲	▲	▲
	Single-plane	M	●	●	●	●	●	●
Swivel	Double-plane	N	▲	▲	▲	▲	▲	▲
	Unit price indicator	O	▲	▲	▲	▲	▲	▲
Product lamp	P	▲	▲	▲	▲	▲	▲	
Vapor recovery	Q	▲	▲	▲	▲	▲	▲	
Safety breakaway coupling	R	▲	▲	▲	▲	▲	▲	
Safety breakaway coupling cover	S	▲	▲	▲	▲	▲	▲	
Electromagnetic totalizer	T	▲	▲	▲	▲	▲	▲	
Emergency-stop button	U	▲	▲	▲	▲	▲	▲	
Filling cap tray	V	▲	▲	▲	▲	▲	▲	
Sight glass	W	▲	▲	▲	▲	▲	▲	
Built-in printer	X	▲	▲	▲	▲	▲	▲	
Earthquake sensor	Y	▲	▲	▲	▲	▲	▲	
ID pulser	Z	▲	▲	▲	▲	▲	▲	



Tatsuno standard nozzle



Tatsuno prepay nozzle



Single plane swivel



Double-plane swivel



Anti kinking sleeve



Trigger nozzle



Ultra-high speed nozzle



Sight glass



Safety breakaway coupling



Safety breakaway coupling cover

List of Functions/Models

● Main feature ▲ Optional feature □ Unavailable

Narrow Body, Front Nozzle Model					Narrow Body, Side Nozzle Model		
2442	2444	2222	1222	1111	2222	1222	1111
	 Simultaneous 4-nozzle fueling						
SDA 2442	SDA 2444	SDA 2222	SDA 1222	SDA 1111	SDA 2222-S	SDA 1222-S	SDA 1111-S
SSA 2442	SSA 2444	SSA 2222	SSA 1222	SSA 1111	SSA 2222-S	SSA 1222-S	SSA 1111-S
A	●	●	●	●	●	●	●
B	▲	▲	▲	▲	▲	▲	▲
C	▲	▲	▲	▲	▲	▲	▲
D	●	●	●	●	●	●	●
E							
F	▲	▲	▲	▲	▲	▲	▲
G	●	●	●	●	●	●	●
H	▲	▲	▲	▲	▲	▲	▲
I	▲	▲	▲	▲	▲	▲	▲
J							
K	▲	▲	▲	▲	▲	▲	▲
L	▲	▲	▲	▲	▲	▲	▲
M	●	●	●	●	●	●	●
N	▲	▲	▲	▲	▲	▲	▲
O	▲	▲					
P	▲	▲	▲	▲			
Q	▲	▲	▲	▲	▲	▲	▲
R	▲	▲	▲	▲	▲	▲	▲
S	▲	▲	▲	▲	▲	▲	▲
T	▲	▲	▲	▲	▲	▲	▲
U	▲	▲	▲	▲	▲	▲	▲
V	▲	▲	▲	▲	▲	▲	▲
W	▲	▲	▲	▲	▲	▲	▲
X			▲	▲			
Y	▲	▲	▲	▲	▲	▲	▲
Z	▲	▲	▲	▲	▲	▲	▲



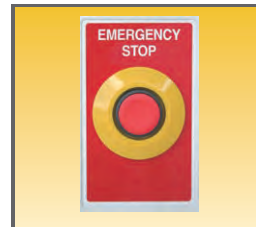
Splash guard



Diesel drip guard



Electromagnetic totalizer



Emergency-stop button



Filling cap tray



Keysheet (16 key+10 key)



Unit price indicator



Product lamp



Built-in printer



Printer-exclusive Keysheet (Small display for Preset)

List of Functions/Models

● Main feature ▲ Optional feature □ Unavailable

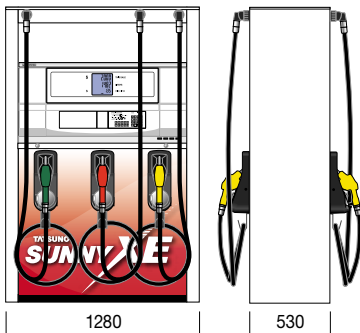
Ultra-high Speed Model							
4222	4222	4222	4222	2222	2222	2111	2111
Ultra-high speed type	Ultra-high speed type	Ultra-high speed type	Ultra-high speed type	Ultra-high speed & High speed type	Ultra-high speed & High speed type	Ultra-high speed type	Ultra-high speed type
SDF 4222-S	SDF 4222	Remote type only	Remote type only	SDC 2222-S	SDC 2222	SDC 2111-S	SDC 2111
SSF 4222-S	SSF 4222	SSC 4222-S	SSC 4222	SSC 2222-S	SSC 2222	SSC 2111-S	SSC 2111
A	●	●	●	●	●	●	●
B	▲	▲	▲	▲	▲	▲	▲
C	▲	▲	▲	▲	▲	▲	▲
D							
E	●	●	●	●	●	●	●
F							
G	▲	▲	▲	▲	▲	▲	▲
H							
I				●	●		
J	●	●	●	●	●	●	●
K							
L							
M	●	●	●	●	●	●	●
N							
O							
P							
Q							
R	▲	▲	▲	▲	▲	▲	▲
S	▲	▲	▲	▲	▲	▲	▲
T	▲	▲	▲	▲	▲	▲	▲
U	▲	▲	▲	▲	▲	▲	▲
V	▲	▲	▲	▲	▲	▲	▲
W							
X		▲		▲		▲	▲
Y	▲	▲	▲	▲	▲	▲	▲
Z							



Tatsuno has prepared a highly flexible lineup able to cater for your requirements through any versatile combination of Placement (wide and narrow bodies), Model (suction and remote) and Pump Speed (standard, high and ultra-high).

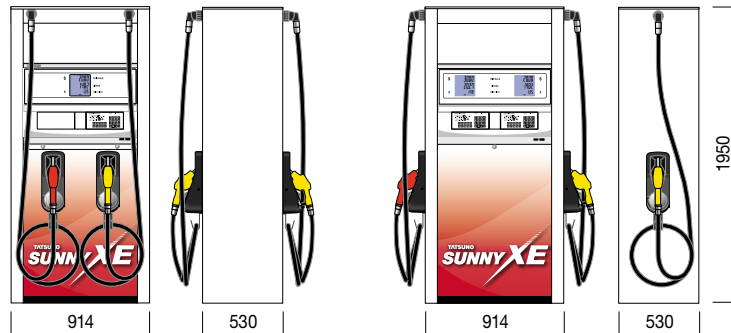
Dimensions

Wide body model



Front Nozzle

Narrow body model




Front Nozzle

Side Nozzle

Display Counter

The new display's effective design allows for clear and better visibility making operation easy and simple.



Main indicator (amount, volume, unit price)

Product lamp

Unit price indicator

Small display for Preset

Keysheet

exclusive to printer

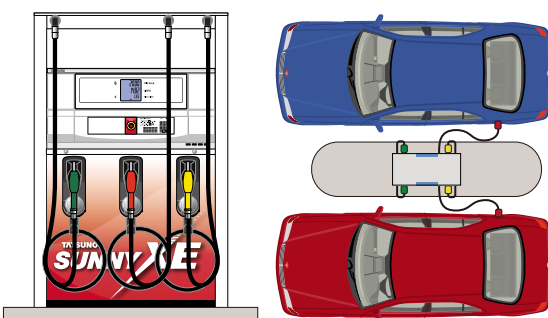
Built-in printer

Emergency-stop button

Selection of Models

Lane Oriented

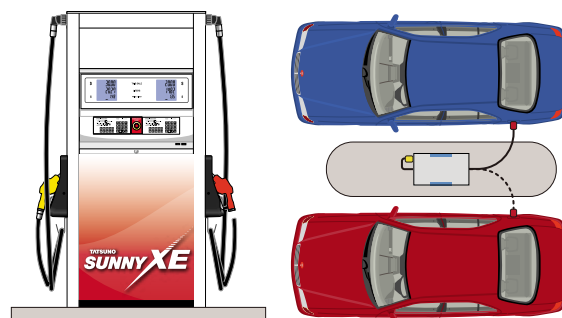
Front nozzle model



With this model, you can select any of three products through three hoses equipped on both sides allowing vehicles to commence simultaneous fuelling of the same or different product from either side.

Island Oriented

Side nozzle model



You can introduce the island oriented model for an economic budget.

Main Specifications

		Standard Speed (Gasoline / Diesel)	High Speed (Diesel)	Ultra-high Speed (Diesel)
Delivery Speed	Suction Model	40 L/min. (Simultaneous fuelling: 35 L/min)	70 L/min. (Simultaneous fuelling: 40 L/min)	140 L/min. (Simultaneous fuelling: 100 L/min)
	Remote Model	Depends on the on-site submersible pump capacity		
Measuring Accuracy		±0.25%		±0.5%
Flow Meter		4-piston type positive displacement meter with electronic calibration system Optional: Mechanical calibration adjuster		32mm Lobe meter
Suction Pumping Unit		Internal silent gear pump with air separator, by-pass valve, suction strainer and check valve		
Suction Head (Suction Model)		4m (Gasoline Column)		
Motor (Suction Model)		Standard: 1-phase induction motor, explosion-proof, 220~240 VAC±10%, 50/60Hz 560W for standard speed, 750W for high speed Optional: 3-phase induction motor, explosion-proof, 380~415 VAC±10%, 50/60Hz 750W		
Counter	Type	Micro-computer type electronic counter (LCD)		
	Character Color	Black characters on a blue field with bright LED back light		
	Display	Price:	7 digits [0.01 ~ 99,999.99] / Readout: 40H mm	
		Volume:	7 digits [0.01 ~ 99,999.99] / Readout: 40H mm	
		Unit Price:	5 digits [0.01 ~ 999.99] / Readout: 25H mm	
		※ Depending on POS registration, the display shows ' Price : 6 digits, Volume : 6 digits, Unit price : 4 digits '.		
Electronic Totalizer	8+2 digits or 7+3 digits			
Other Functions	Self-diagnosis, Over voltage protector, Battery back-up			
Preset keysheet		Standard: Volume and amount can be preset using a 16-key-sheet + 10 programmable one-touch key buttons Optional: No function		
Totalizer	Totalizer	Electronic: 10 digits [99 999 999.99 Liters]		
	Daily Totalizer	Electronic: 10 digits [99 999 999.99 Liters]		
	Electromagnetic Totalizer	Mechanical: 7 digits [9 999 999 Liters]		
Reset Device		Automatic reset in Nozzle Hanger		
Nozzle		Standard: Tatsuno nozzle with colored scarf guard / Spout size : 13/16" or 15/16" Optional: Compatible with other makes	32mm automatic stop nozzle	
Swivel		Standard: Tatsuno single plane swivel / Optional: Tatsuno double-plane swivel or Compatible with other makes		
Hose		Standard: 3/4"×12 ft, Black, Oil resistant / Optional: Color & length by request	1 ^B or 1-1/4 ^B ×4m, Black, Oil resistant	
Safety Breakaway Coupling		Standard: Tatsuno (Non-reusable) / Optional: Compatible with other makes		
Sight Glass (Optional)		Standard: Tatsuno original type / Optional: Compatible with other makes		
Filter (Remote Model)		Standard: Paper filter / Optional: Reusable metal strainer		
Housing color		Standard: White with black base / Optional: Colors by request		
POS Interface		Standard: No POS interface / Optional: RS-485		
Pulser		0.01 L/pulse		
Initial-setting Method		Keysheet		
Flow Control Valve		2-stage solenoid valve		
Connection kit for underground piping (Optional)		Suction: Flexible tube, Flange, 1-1/2" threaded Remote: 1-1/2" threaded connection pipe for shear valve use		
Earthquake Sensor (Optional)		Effective against earthquakes with a seismic acceleration level of more than 100 GAL (5+ on the Richter Scale)		

Note : The delivery speed of the pump may change due to the following conditions if it is used beyond Tatsuno's installation and operational instructions:

- 1) Size and length of hose
- 2) Size and type of nozzle/swivel
- 3) Type of oil product, suction conditions, and local piping conditions
- 4) With/without presets

Specifications are subject to change with or without prior notice.



International Marketing Dept.

1-1, Kasama 4-Chome, Sakae-ku, Yokohama, 247-8570, Japan
Telephone: +81-(0)50-9000-0555 Fax: +81-(0)45-893-4680

<https://tatsuno-corporation.com/en/>

